

# 2016 Year in Review



**1,537,376**  
Calls From Citizens



**814,153**

**Police/Citizen Interactions**



Contacts are created any time JSO officers interact with a citizen, whether called to a scene OR an individual officer comes upon a scene requiring further investigation (on-view).

**498,150**  
Dispatched  
Calls




**316,003**  
Officer  
On-View



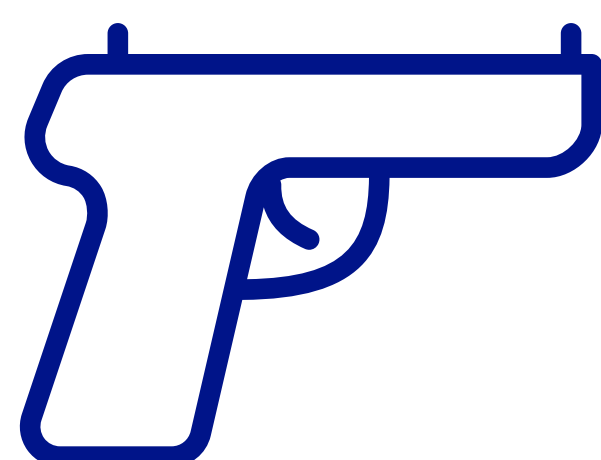
**37,789** Arrests

Arrests were made in 4.64% of all Police/Citizen Interactions completed.  
(1 in 25 per capita)



**384** Response to Resistance  
Incidents (RTR)

Force was used in 0.47% of Police/Citizen Interactions and  
in 1.02% of all Arrests made.  
(1 in 2,412 per capita)



**9** Officer Involved Shootings of Suspects (OIS)

0.001% of all Police/Citizen Interactions involved OIS incidents.  
0.02% of all Arrests made included OIS incidents.  
2.34% of all RTR Incidents involved OIS incidents.  
(1 in 102,917 per capita)

*Response to Resistance Incident (RTR): The incident which involves an application of force.*

*Use of Force: The actual application of force whereby an officer utilizes a within-policy maneuver and/or technique to establish control of the subject(s).*

*Methods of Use of Force include: Taser / Physical / Chemical / Intermediate Weapon / Firearm*