



Open Data Report

2016

Annual Review & Analysis of the Jacksonville Sheriff's Office Open Data Initiative
Compiled by the Professional Oversight Unit of the Personnel & Professional Standards
Department

2016 Response-to-Resistance Incidents



DEFINITIONS

Response-to-Resistance (RTR) Incidents - Any incident which involves an application of force while engaging in the course of his duties. This can include responding to passive resistance, active physical resistance, non-deadly force situations, and/or deadly force situations. This can include but is not limited to:

- A firearm was discharged;
- An intermediate weapon was used on or against an individual;
- A person or animal was exposed to a chemical agent;
- A Special Weapons & Tactics (SWAT) team member used a specialty weapon in a non-SWAT incident;
- A conducted electrical weapon (CEW) was deployed in 'Probe' or 'Touch-Stun' mode;
- Physical force was used on a subject and the force resulted, or was alleged to have resulted, in any injury, regardless of the severity;
- An injury was observed on a subject following any use of force;
- A ramming maneuver was used on a vehicle;
- An arrestee was rejected admission to the Pre-Trial Detention Facility (PDF) and directed to the hospital due to alleged injuries sustained from a member's response to resistance;
- After an arrestee was granted admission to the PDF, the arrestee alleged an injury was sustained from a member's response to resistance (In these cases, the PDF will notify the approving supervisor listed on the Arrest & Booking Report such an allegation was made); or
- A supervisor determines a RTR Report is appropriate.

Use of Force - The actual application of force whereby an officer(s) utilizes a within-policy maneuver(s) and/or technique(s) to establish control of the subject(s).

Application of Force includes:

1. **Taser:** applied force which involves the use of a conducted electrical weapon (CEW);
2. **Physical:** physical control techniques, restraint devices, transporters, pain compliance, takedowns, and counter-moves;
3. **Chemical:** applied force utilizing a chemical agent such as Oleoresin Capsicum (OC) Spray;
4. **Intermediate Weapons:** weapons used to control subject such as a baton and/or specialty impact weapon;
5. **Firearm:** force via use of a small arms weapon, as a rifle or pistol.

OVERALL RESPONSE-TO RESISTANCE FIGURES

Of the **37,789** arrests made in 2016, **384** response-to-resistance incidents occurred representing an increase of 12% from 343 incidents in 2015;

48% of applications of force involved physical force, an increase of 58% from the 5-year (2011-2015) average;

9 officer involved shootings of suspects occurred in 2016. These 9 incidents represent *1 in 102,917* per capita.

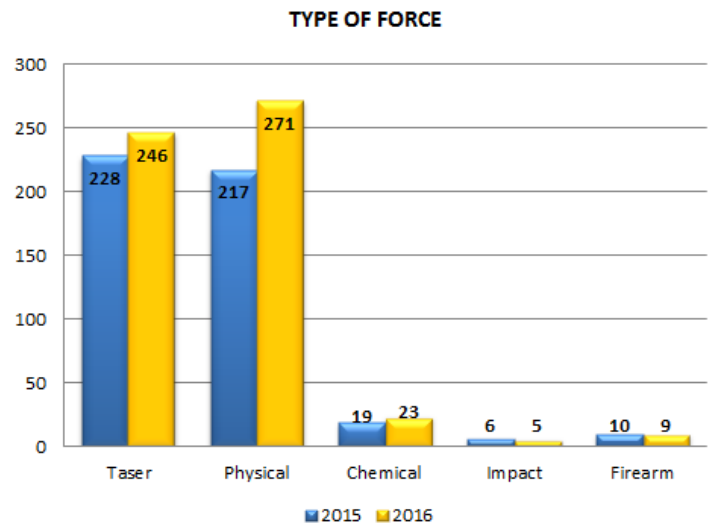
JSO LAW ENFORCEMENT ACTIVITY (2016)	
ALL DOCUMENTED CITIZEN INTERACTIONS	814,153
ARRESTS	37,789
RTR INCIDENTS	384
OFFICER INVOLVED SHOOTINGS	9

TYPES OF FORCE USED

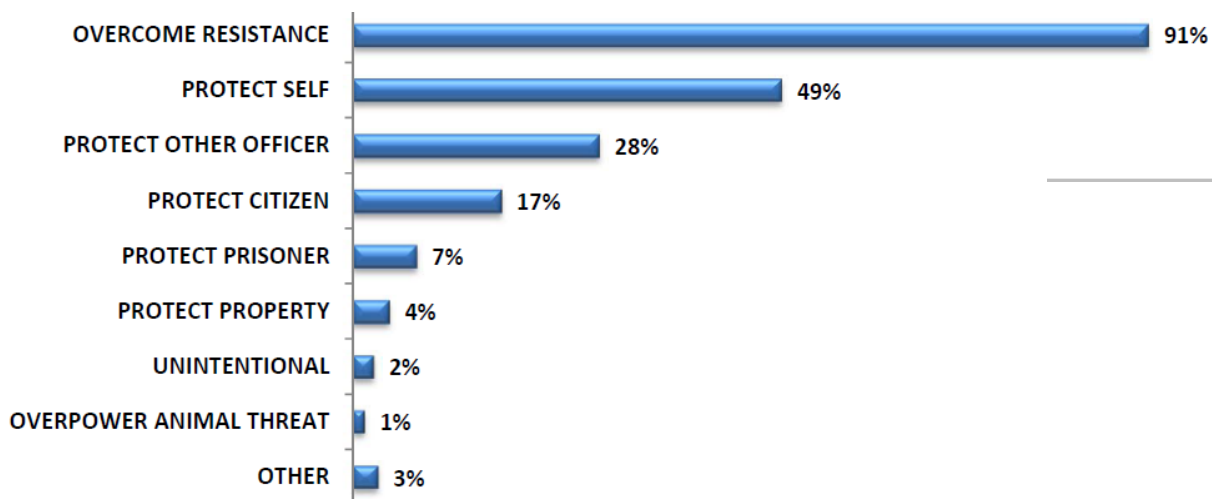
The **384** response-to-resistance incidents included **560** applications of force.

The majority of applications of force in 2016 involved either the use of a Taser at **246** (44% of all applications) or the use of physical force at **271** (48% of all applications).

There were **9** officer involved shooting of suspects incidents representing. Officer involved shootings comprise 2.3% of the total response-to-resistance incidents.



REASONS FOR USES OF FORCE



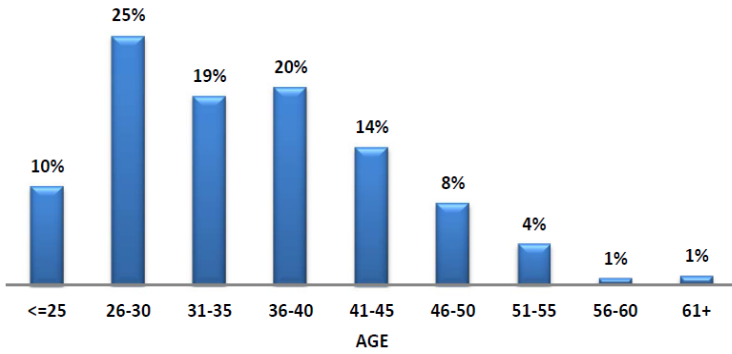
349 response-to-resistance incidents (91%) were, in part, a result of overcoming resistance of a subject;
188 response-to-resistance incidents (49%) were, in part, a result of officers protecting themselves and/or others.

INDIVIDUALS INVOLVED IN RESPONSE-TO-RESISTANCE INCIDENTS

Police Officers - Total of **470** police officers involved;
36% of police officers involved in two or more incidents;
34% of police officers were 30 years of age or younger;
72% of police officers had 10 years of experience or less.

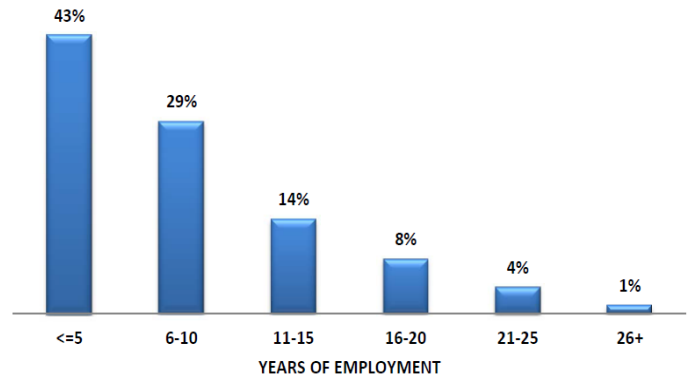
Subjects - Total of **381** human subjects involved;
6 subjects were involved in two separate incidents;
53% of subjects were 30 years of age or younger;
1 subject was shot fatally.

RTR POLICE OFFICERS BY AGE



Of the 470 officers involved, **34%** officers were 30 years age or younger.

RTR POLICE OFFICERS BY YEARS OF EMPLOYMENT



Of the 470 officers involved, **338 or 72%** of officers of had 10 years of experience or less.

In 2016, the Jacksonville Sheriff's Office was comprised of a younger force of officers.

SUBJECTS INVOLVED IN USE OF FORCE INCIDENTS

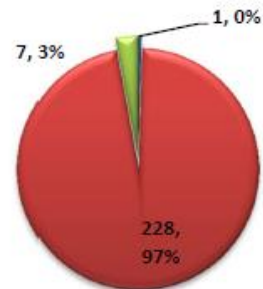
INJURED

■ YES ■ NO



INJURY FATAL

■ YES ■ NO ■ N/A



Subjects were injured in **62%** of the **378** incidents. Injuries include visible, reported, and alleged (which requires documentation). **One** subject died as a result of injuries sustained during the response to resistance.

**Officers are required to render aid and/or obtain a medical evaluation when a subject shows signs of any injury or complains about any injury as a result of force being applied. This accounts for a higher reported injury incidents.*

AGENCY REVIEW OF RESPONSE TO RESISTANCE

In the **384** RTR cases for 2016, **44** or 11.46% resulted in allegations of improper/unnecessary use of force. Internal Affairs conducted investigations into each of the complaints and determined that **42** or 95.45% were *within policy*. **One** or 2.27% resulted in the officer being terminated. **One** remains an open investigation at the time of this review.

A response-to-resistance report is required by any member that engages in a response-to-resistance while in the course of his or her duties. Any member that observes a member engage in a response-to-resistance must complete a witness response-to-resistance report. The member's chain of command then reviews the all reports and signs in acknowledgement of that review. Reports are subject to further review by the Director of Personnel & Professional Standards, the RTR Review Board, and/or the Internal Affairs Unit, to ensure compliance with JSO policy and training. All discharges of firearms are reviewed by the Director of Personnel & Professional Standards and are subject to the RTR Review Board. Cold Case Homicide team responds and investigates all firearm discharges that were directed at an individual.

TRAINING

The department conducts annual training on response-to-resistance. The JSO Academy has subject matter experts in the area of training in use of force and RTR reporting. These experts remain knowledgeable of the changes in use of force techniques, firearms training, RTR reporting, etc. When anything changes, they quickly assess whether or not it needs to be implemented into officers' training. They train both new and current officers on a consistent basis. Training is conducted by:

- Updating basic law enforcement training classes;
- In-service training for officers;
- Academy classes offered to officers to gain additional training. The Academy recently started offering additional training on *Understanding and Articulating RTR Incidents*;
- Officers that are not within RTR policy are subject specialized retraining.

CONCLUSION

Less than one percent of citizen contacts result in a RTR incident. This review finds the agency and officers are within the established standards and policies. JSO recognizes the need for a unit to review all of the RTR incident reports completed by members of the department. A request has been made to create a full-time position devoted to reviewing all RTR incident reports in addition to the chain of command review. This additional oversight would provide an objective review of each incident to ensure compliance with policy, training and national standards.

2016 Year in Review



1,537,376
Calls From Citizens

814,153

Police/Citizen Interactions



Contacts are created any time JSO officers interact with a citizen, whether called to a scene OR an individual officer comes upon a scene requiring further investigation (on-view).

498,150
Dispatched
Calls



316,003
Officer
On-View



37,789 Arrests

Arrests were made in 4.64% of all Police/Citizen Interactions completed.
(1 in 25 per capita)



384 Response to Resistance
Incidents (RTR)

Force was used in 0.47% of Police/Citizen Interactions and
in 1.02% of all Arrests made.
(1 in 2,412 per capita)



9 Officer Involved Shootings of Suspects (OIS)

0.001% of all Police/Citizen Interactions involved OIS incidents.
0.02% of all Arrests made included OIS incidents.
2.34% of all RTR Incidents involved OIS incidents.
(1 in 102,917 per capita)

Response to Resistance Incident (RTR): The incident which involves an application of force.

Use of Force: The actual application of force whereby an officer utilizes a within-policy maneuver and/or technique to establish control of the subject(s).

Methods of Use of Force include: Taser / Physical / Chemical / Intermediate Weapon / Firearm